


# Getting Started with Progress Monitoring

Test1





Next >

 Today, you are going to write a short story.

On the next page you will see a story starter. You will have one minute to think about the story you want to write. You will then have three minutes to write.

Click "Start" when you are ready.


[Start](#)

## How to Conduct Your First Progress Monitoring Session, Video 2 of 3


Here are the steps for your students taking their first progress monitoring session, plus some pitfalls to avoid. Your classes are ready to go and this routine will be the same throughout the year. The first step for students is to launch Safari or Google Chrome on their iPad or laptop. They will type startpaw.com without www or http. Then, they will type in the assessment name and password that you gave to them when setting up the assessment class. They will begin to type their name. Once they have typed a few beginning letters of their name, a drop-down menu will pop up and they can select their name and Sign In>.

On the directions page the students will read or listen to them carefully to prepare for their writing activity. Hitting the start button will take them to the writing prompt. They have one minute to think about the prompt. They can select the speaker button to hear the prompt read aloud. Students can also take this time to jot down notes, brainstorm, and web or outline their thoughts. They should be thinking about what they want to write, planning it out in their head or on paper.

Once the minute is up, it will take them to the writing prompt with a text box and they have 3 minutes to write as much as they possibly can, typing their response to the prompt the entire time. A grayed screen tells students time has ended.

 The popcorn was buttery and delicious. It reminded me of the time...

when I had friends come over to my house and they were expecting a wonderful feast, especially during the movie. I'll never forget the name of the movie and how my parents made the best popcorn of all time. Yes, my friends were very impressed and

 Your assessment has been successfully submitted. You may close out of your browser. Have a great day!

It is best to prepare your students ahead of time that they only have 3 minutes and at the end of this time window the screen will freeze. They will not be allowed to type anything else. Share with your students that it is "okay" if the program cuts them off in the middle of a word. Their job is to write as much as they can about the topic. Prepare your students to remain quiet as other classmates finish.