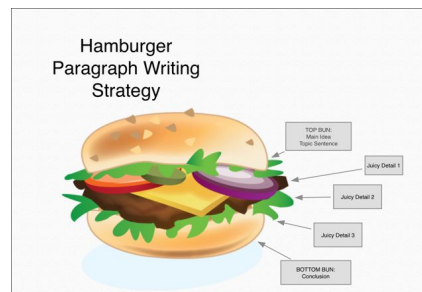


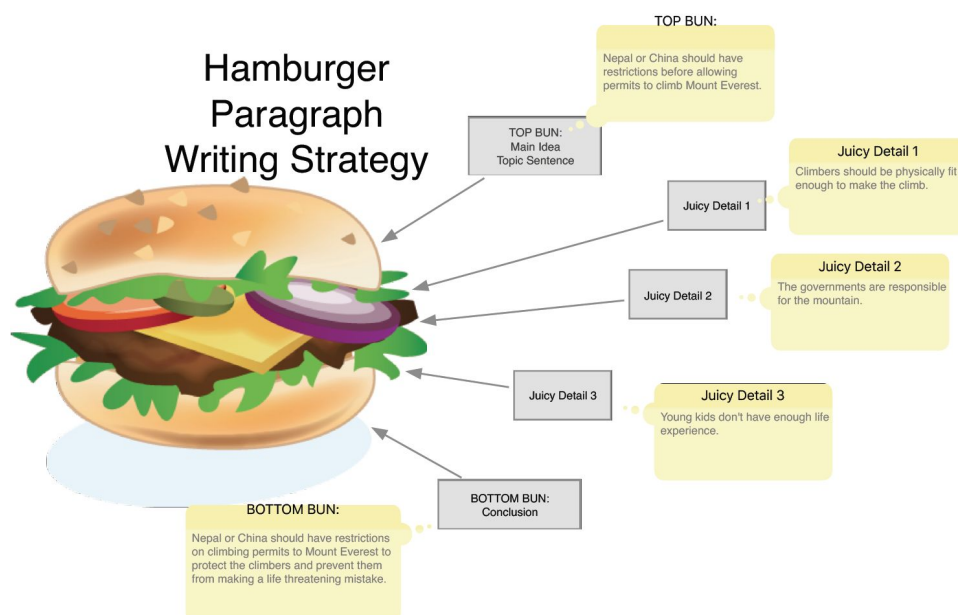
Hamburger Strategy with Concept Mapping



How to Use the Hamburger Paragraph Strategy with a Concept Map Tool

Students can use the hamburger paragraph strategy with concept mapping such as Inspiration Maps on their iPads. The hamburger paragraph strategy is a visual strategy that helps students as they plan to write a paragraph. The hamburger strategy can be used to map out ideas for any writing genre, and using it helps students know if their paragraph topic is too broad or too narrow. As they analyze their content they can tell if parts are underdeveloped and need strengthening. Writers can also see the relationship between ideas.

The hamburger paragraph writing strategy is best represented by a picture of a hamburger: the top bun is the main idea or the topic sentence; the lettuce, tomato, cheese and condiments are all the juicy supporting details; the bottom bun is the concluding sentence.



The hamburger paragraph strategy used with a concept map is perfect for organizing writing ideas, giving students a picture of the topic and juicy details supporting that topic.

An example of a concept map tool is Inspiration Maps. This app and others like it allow students to organize notes and ideas. It gives students a fun way to move them around. Students comment that the graphic organizer helps them see if they have repeated ideas and if they need to alter or change the order of supporting details. The hamburger strategy helps students with the order of their essay but it also encourages students to consider the strength of their ideas as weak or strong based on how 'juicy' they are. Students can ask themselves, "Is my hamburger full of juicy ingredients that make my writing a delicious meal?"

The hamburger paragraph writing strategy used with a concept map tool is perfect for organizing writing ideas. The pairing of the strategy with a technology tool helps students meet their writing goals.

TOP BUN:
Main Idea
Topic Sentence

Nepal or China should have restrictions before allowing permits to climb Mount Everest.

I.

Juicy Detail 1

Climbers should be physically fit enough to make the climb.

Juicy Detail 2

The governments are responsible for the mountain.

Juicy Detail 3

Young kids don't have enough life experience.

BOTTOM BUN:
Conclusion


Nepal or China should have restrictions on climbing permits to Mount Everest to protect the climbers and prevent them from making a life threatening mistake.

Hamburger Paragraph Writing Strategy

Hamburger Writing Strategy



Hamburger Paragraph Writing Strategy



TOP BUN:

Think of words, phrases, and ideas to build a topic sentence based on the main idea. Just like a top bun of a hamburger covers the inside of the sandwich, the topic sentence is broad enough to cover the details.

**TOP BUN:
Main Idea
Topic Sentence**

Juicy Detail 1

The details are like the filling of the hamburger to support the topic sentence. Write a few words and short phrases in order to build sentences later in your paragraph draft.

Juicy Detail 1

Juicy Detail 2

Think and write another supporting detail for your topic sentence. Just like the onions, pickles, cheese, and lettuce of your sandwich these supporting ideas or examples make the sandwich (paragraph).

Juicy Detail 2

Juicy Detail 3

Think about more examples and ideas. Be sure to use transition words as you build your hamburger. Words like, next, in addition, meanwhile, etc. Modify and add words to spice up the hamburger just like using mustard and ketchup.

Juicy Detail 3

**BOTTOM BUN:
Conclusion**

BOTTOM BUN:

The concluding sentence is the bottom bun and holds the paragraph making it complete! Once you have the hamburger parts, you can edit and revise.